



GE HealthCare

gehealthcare.com



MAC 7

Accelerate quality ECGs with every touch

Intuitive. Connected. Secure.





Fast, quality ECG at your fingertips

Physicians rely on ECGs for timely and accurate cardiac decision-making. So how do you ensure they receive high-quality waveforms fast? Meet GE Healthcare's MAC™ 7 resting ECG system. It is sophisticated yet accessible, with an intuitive touchscreen interface that enables users of all backgrounds to acquire quality ECGs in just a few touches.

In addition, MAC 7 helps overcome common ECG challenges like system compatibility and privacy. Its reliable connectivity and seamless integration help propel ECGs through your workflow, while advanced security features protect patient data and your network.

MAC 7 is intuitive, connected and secure, putting GE Healthcare's trusted ECG acquisition technology at the user's fingertips. With every touch, you elevate efficiency and accelerate quality ECG.

Tap into a more efficient workflow



Acquiring quality ECGs fast so physicians can diagnose with speed and confidence is a top priority. That's why every aspect of MAC 7 is designed to maximize workflow efficiency for today's cardiac care.



This begins with MAC 7's intuitive touchscreen interface. In an observational study, participants were able to complete the same set of ECG tasks in 31% fewer steps compared to other devices¹. In the same study, 85% of users agreed that the interface is easy to learn, requiring only minimal training.



To further facilitate quality acquisition, MAC 7 gives users access to a number of advanced features like:

- Enhanced Hookup Advisor™ – guides even the newest user to a clean, high-quality waveform
- Auto-ECG algorithm – immediately captures and displays the first clean, high-quality ECG
- Marquette 12SL™ – consistently refined and improved since its introduction in 1980, this analysis program provides the best possible decision support consistent with industry standards and guidelines
- Advanced algorithms – helps users handle more complex patient cases, by giving users access to algorithms like Critical Values and Acute Coronary Syndrome Analysis
- Full disclosure – displays the past five minutes of ECG data and allows users to create ten-second ECG reports*

*Feature not available in all regions



Finally, because clinical spaces can be tight and following safety guidelines is essential, MAC 7 is designed for optimal mobility and hygienics. It's compact and easy to maneuver, plus its smooth surface and screen can be quickly cleaned to help meet your infection control standards.



ECG



CVIS/
EMR



ECG
Professional




Read and
Confirm



Get in touch

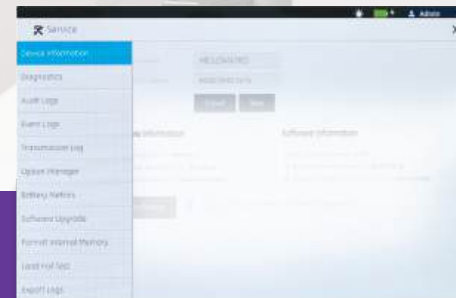
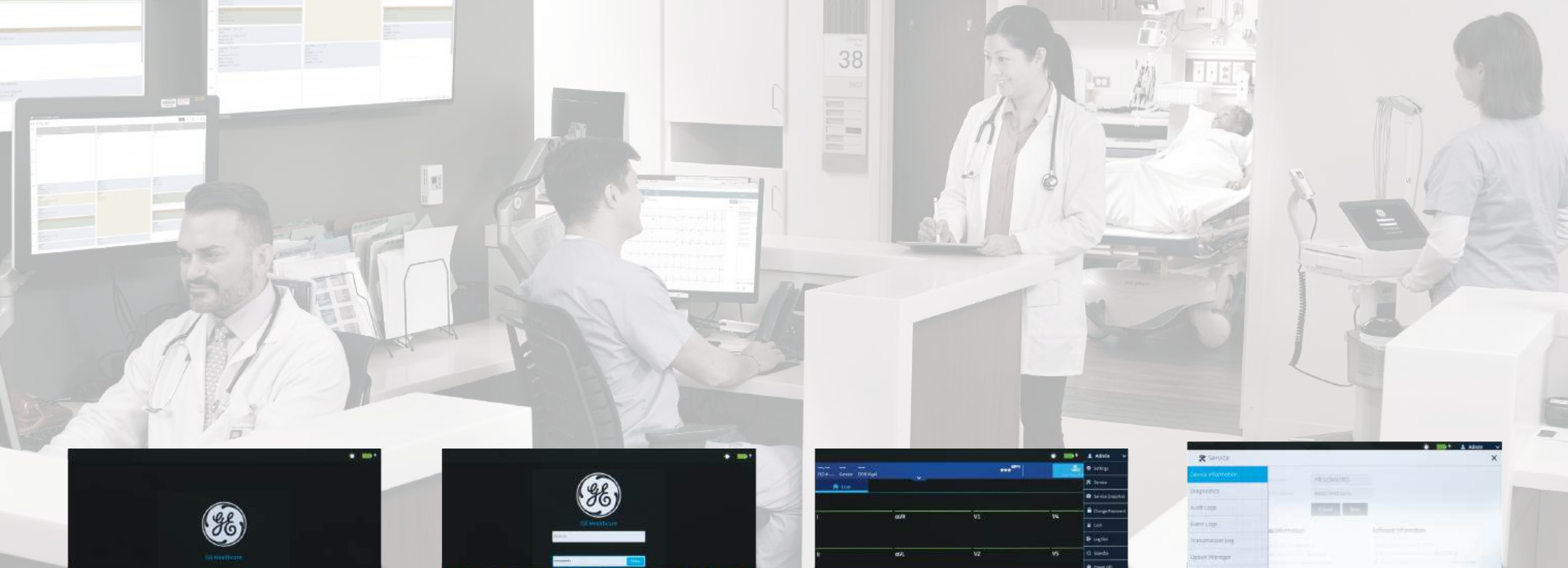
In a highly digital world, easy and reliable network connectivity is a critical piece of a successful clinical workflow. As it relates to ECG, when clinicians can count on connectivity, it boosts confidence throughout your cardiology department.



Stay in touch

MAC 7 features bidirectional communication with MUSE™, the EMR and other cardiology systems* in multiple data formats, via DICOM Gateway, PDF or XML. As a result, your ADT, patient data, orders and test results can transfer effortlessly – all to support a seamless ECG workflow and comprehensive patient record.

*May require an EMR or DICOM gateway



Keep information in the right hands

Naturally, with today's hyperconnected data environment, you worry about patient privacy and data protection. GE Healthcare and our new ECG security architecture included on the MAC 7 are here to bring you peace of mind.

E-deliverable security software updates are included with every MAC 7 purchase, allowing you to maintain total control over the update process.

The facts point to MAC 7

Nearly 40 years ago, GE Healthcare's Marquette™ 12SL algorithm dramatically increased the reliability of one of medicine's most important diagnostic exams, the ECG. It's now an industry standard, and it's why doctors turn to the accurate, detailed information delivered in our ECGs to make critical diagnoses with speed and confidence.

MAC 7 was designed to ensure doctors can examine quality ECGs as quickly as possible. Intuitive for users of all experience levels, effortlessly connected to existing ecosystems, and loaded with protections to keep data secure. This is the ECG system that can help accelerate quality ECG with every touch.





GE HealthCare

GE HealthCare is a leading global medical technology, pharmaceutical diagnostics, and digital solutions innovator dedicated to providing integrated solutions to make hospitals more efficient, clinicians more effective, therapies more precise, and patients healthier. Learn more at www.gehealthcare.com.



Our augmented reality experience allows you to explore key features and see how easily MAC ECG products can fit into your existing office or hospital environment

Point your camera at the QR code.
Tap the banner that appears on
your screen.

1. This double-blind study was conducted by an independent third party research firm, Healthcare Research & Analytics (HRA) at Smith Research Facility, Chicago. Each study participant completed identical ECG tasks on each of the devices.

GE HealthCare reserves the right to make changes in specifications and features shown herein, or discontinue the product described at any time without notice or obligation. Contact your GE HealthCare representative for the most current information and availability.

Not all products or features are available in all markets. Contact a GE HealthCare Representative for more information. Please visit www.gehealthcare.com. Data subject to change.

© 2023 GE HealthCare. 12SL, Hookup Advisor, MAC, Marquette and MUSE are trademarks of GE HealthCare. DICOM is a registered trademark of National Electrical Manufacturers Association (NEMA) GE is a trademark of General Electric Company used under trademark license.